



SBS6045 SERIES ~ Shielded SMD Power Inductors

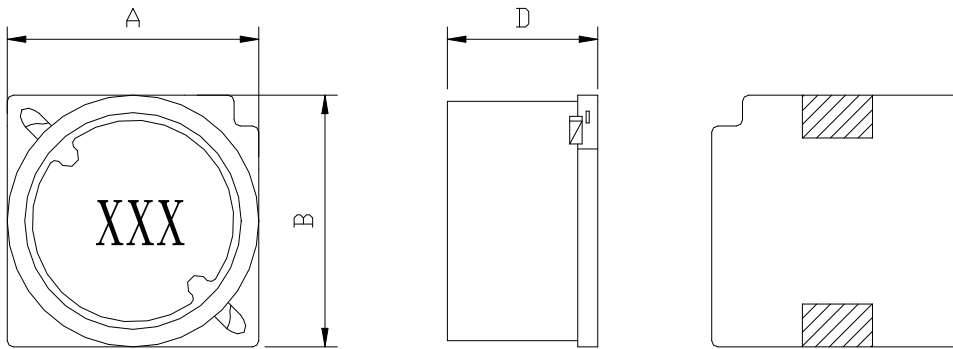


PART NUMBERING SYSTEM

SBS	6045	—	150M	—	LF
TYPE	DIMENSIONS		INDUCTANCE		LEAD FREE

SHAPES AND DIMENSIONS

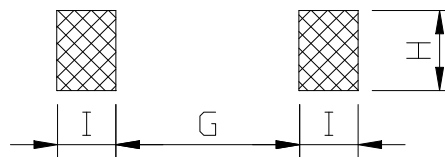
UNIT : mm



A=6.2 Max. B=6.2 Max. D=4.8 Max.

RECOMMENDED PATTERNS

UNIT : mm



G=4.0 H=2.2 I=1.5

FEATURES

- Low profile (6.2mm Max. square , 4.8mm Max. height)
- Magnetically shielded construction
- Suitable for large current
- Ideal for a variety of DC-DC converter inductor applications .
- RoHS compliant .

SBS6045 SERIES ~ Shielded SMD Power Inductors

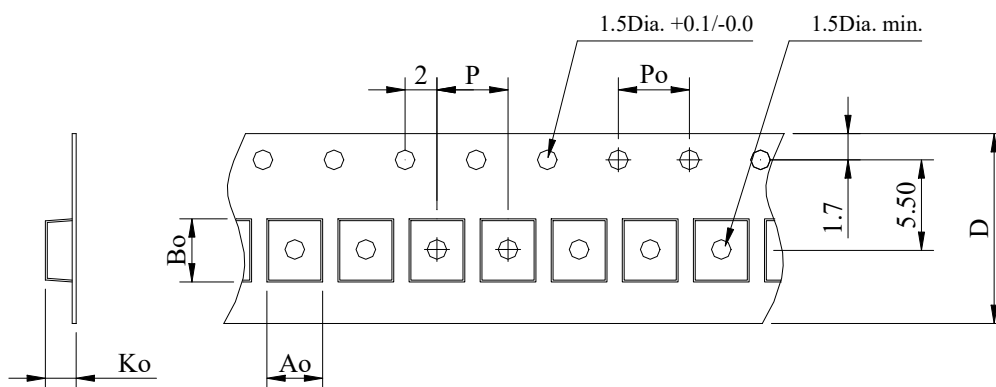


SPECIFICATION TABLE

PART NUMBER	INDUCTANCE (μ H)	DCR (m Ω) (Max.)	Isat (A) (Max.)	Irms (A) (Max.)	TEST FREQ. (f)
SBS6045-1R5M-LF	1.5 \pm 20%	20.80	4.0	4.1	100KHz
SBS6045-2R2M-LF	2.2 \pm 20%	23.40	3.3	3.8	100KHz
SBS6045-3R3M-LF	3.3 \pm 20%	27.95	2.8	3.4	100KHz
SBS6045-4R7M-LF	4.7 \pm 20%	34.45	2.4	3.2	100KHz
SBS6045-6R8M-LF	6.8 \pm 20%	42.90	2.0	2.8	100KHz
SBS6045-100M-LF	10.0 \pm 20%	46.80	1.6	2.7	100KHz
SBS6045-150M-LF	15.0 \pm 20%	71.40	1.3	2.4	100KHz
SBS6045-220M-LF	22.0 \pm 20%	98.40	1.1	1.8	100KHz

- Isat : DC current at which the inductance drops 10% (typ) from its value without current.
- Irms: The actual current when temperature of coil becomes $\Delta 40^{\circ}\text{C}$. ($T_a = +25^{\circ}\text{C}$)
- Operating temperature range -40°C to $+125^{\circ}\text{C}$,
- Electrical specifications at 25°C .

PACKAGING SPECIFICATION



STAYLE	Q'TY (PCS)	DIMENSIONS (m/m)					
		Ao	Bo	Ko	P	Po	D ± 0.3
13"	1,000	6.50	6.50	3.50	8.00	4.00	12.0